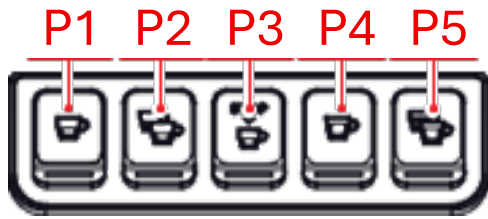
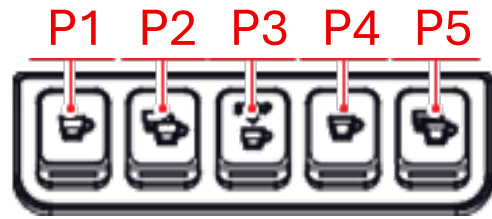


APPIA LIFE COMPACT II



LEFT GROUP HEAD (1)



RIGHT GROUP HEAD (2)


- P1** 1 short coffee
- P2** 2 short coffees
- P3** Continuously coffee
- P4** 1 long coffee
- P5** 2 long coffees
- P6** Hot water

PROGRAMMING DOSSING

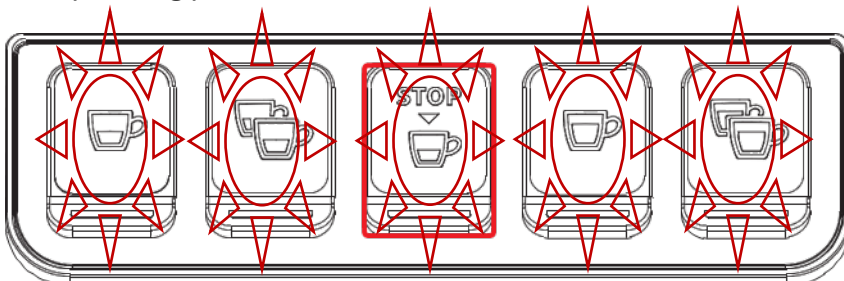
To access the programming units, proceed as follows:

The procedure can be carried out with the machine on.

- To enter the programming function for each group, it is necessary to hold down the continued delivery key (**P3**) for 5 seconds.







- The delivery keys will begin to flash.
- Accessing the programming mode for the first group also enables the setting mode for the machine's operating parameters



PROGRAMMING COFFEE DOSES

To program the amount of water for each of the delivery keys, proceed as follows:

- Fill the filter holder with the right amount of coffee.
- Place the filter holder in the group.
- Press one of the delivery keys (**P1, P2, P4, P5**)

SINGLE 1oz	DOUBLE 2oz	LONG SINGLE 1.5oz	TRIPPLE 3oz
			
DISPENSSING WATER AMOUNTS			
60ml	120ml	90ml	150ml

- The machine will begin to dispense and once the required quantity has been delivered, press the continued key (**P3**).
- Delivery will cease, and the selected dose key will switch off (the other keys will continue to flash).
- Continue with the next key until all are programed and stop blinking.
- Press the continued key (**P3**) to exit the programming function or to continue programming other dose keys.

This procedure can be used for all groups on the machine, although it must be performed on one group at a time; the other groups will continue to operate as normal.

COPYING DOSE SETTINGS

It is possible to copy the dose settings for group 1 to group 2.





To do this, hold down the continuous key (P3) of group 2 for at least 8 seconds until the keys remain fixed.

PROGRAMMING PRE-PROGRAM STANDARD DOSES (only if required)

It is possible to enter pre-set values for the 4 group doses and water (steam).

To do this, it is necessary to press the key (**P3**) and hold it down for at least 10 seconds until the flashing keys remain fixed.

The doses are:

SINGLE 1oz	DOUBLE 2oz	LONG SINGLE 1.5oz	TRIPPLE 3oz
			
DISPENSSING WATER AMOUNTS			
40ml	60ml	50ml	85ml